

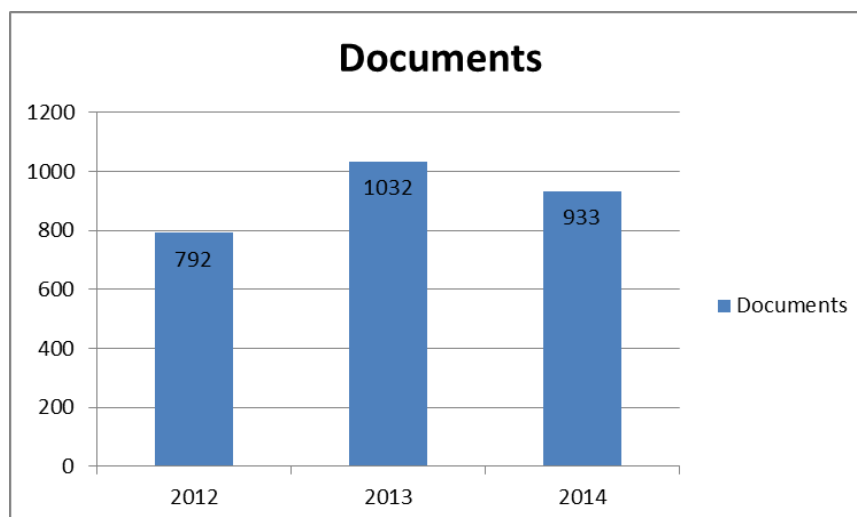


IPEX STATISTICAL REPORT 2014

Upload of documents and dossiers

IPEX currently publishes almost 50,000 pages from national Parliaments, describing scrutiny related information for more than 10,000 documents produced by the EU institutions and linked to more than 7,500 dossiers. In 2014 the total number of legislative and non-legislative documents recorded in IPEX was 933 (2013: 1,032; 2012: 792).

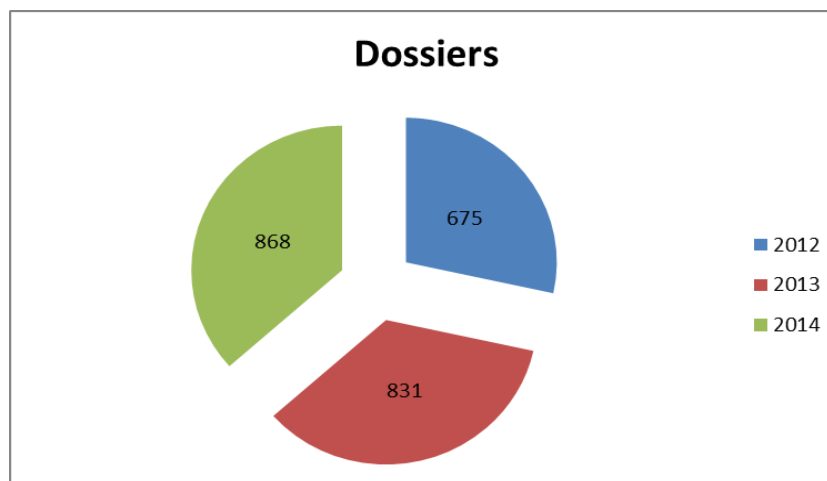
Documents coming from the EU institutions and uploaded to IPEX



Documents and scrutiny updates from national Parliaments

Related to the legislative proposals in 2014, national Parliaments uploaded 4,728 scrutiny related pages (2013: 5,321).

Number of dossiers added to the IPEX database

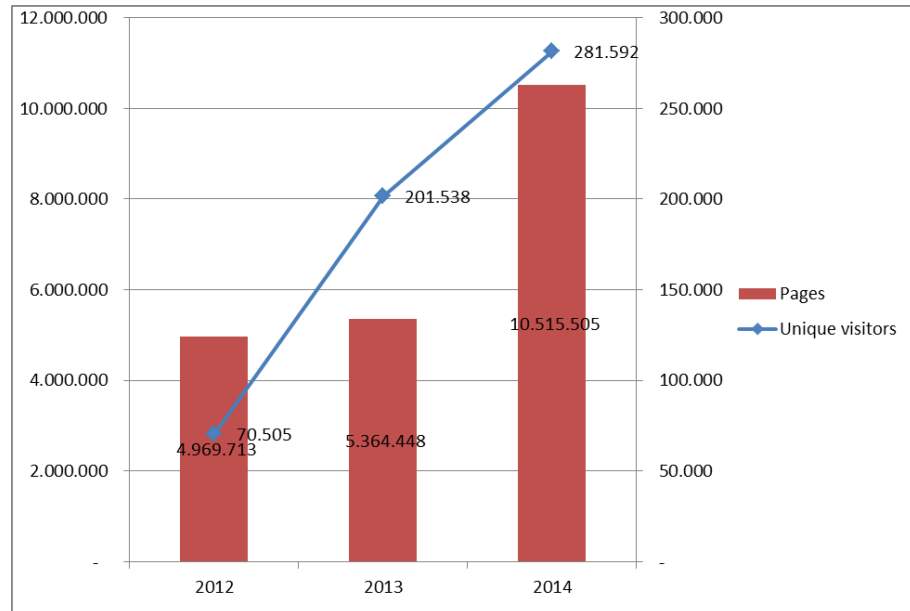


Number of scrutiny pages added by national Parliaments

Scrutinies uploaded on IPEX				
MEMBER STATE	CHAMBERS	2012	2013	2014
Austria	Federal Council	25	37	17
	National Council	25	26	14
Belgium	Chamber of Representatives	70	91	39
	Senate	183	240	32
Bulgaria	National Assembly	5		1
Croatia	Sabor		45	13
Cyprus	House of Representatives	3	6	1
Czech Republic	Chamber of Deputies	40	83	354
	Senate	77	91	37
Denmark	Folketing	5	8	2
Estonia	Riigikogu	2	3	
Finland	Eduskunta	143	221	113
France	National Assembly	12	33	22
	Senate	19	23	1
Germany	Bundesrat	128	176	79
	Bundestag	274	564	546
Greece	Hellenic Parliament	10	13	2
Hungary	National Assembly	2	7	
Ireland	Houses of the Oireachtas	169	266	357
Italy	Chamber of Deputies	18	31	11
	Senate	57	81	58
Latvia	Saeima	1	1	1
Lithuania	Seimas	74	18	58
Luxembourg	Chamber of Deputies	3	7	3
Malta	House of Representatives	183	167	39
Poland	Sejm	469	608	657
	Senate	155	279	365
Portugal	Assembly of the Republic	189	176	76
Romania	Chamber of Deputies	58	112	36
	Senate	28	81	25
Slovak Republic	National Council	166	273	455
Slovenia	National Assembly	60	71	20
Spain	Cortes Generales	73	130	38
Sweden	Riksdag	478	605	627
The Netherlands	House of Representatives	21	33	17
	Senate	54	67	30
United Kingdom	House of Commons	476	572	523
	House of Lords	393	72	9

IPEX website statistics

In 2014, the IPEX website was visited by almost 300.000 unique visitors, with 80,000 more than in 2013 (2013: 201,538; 2012: 70,505). Also the number of pages visited doubled in the last year, exceeding the cap of 10 million pages, showing the significant interest that the site is getting.



News in IPEX

In 2014, the News section of the IPEX website received and published more than 30 contributions, coming both from the national Parliaments and the European Parliament.

Meetings of the IPEX bodies in 2014

In 2014, the IPEX Board met three times, on 25 April and 27 June in Vilnius and 14 November in Brussels. The Conclusions of the IPEX Board meetings can be found in the Calendar section of IPEX under IPEX meetings: <http://www.ipex.eu/IPEXL-WEB/calendar.do>

The IPEX Central Support held five meetings - on 24 April, 26 June, 26 September (telephone conference), 9 October and 13 November. Alongside these meetings, the working groups on the revision of the IPEX Guidelines, on the improvement of the IPEX website, on the hiring procedure of the IPEX Information Officer and for the organization of the IPEX Users Conference in 2015 held working sessions.

The Annual IPEX Correspondents Meeting took place in Vilnius, on 9 and 10 October 2014, with the participation of the IPEX Correspondents coming from 25 Member States, the European Parliament and one Candidate Country. Further information on the Annual IPEX Correspondents Meeting can be found at: <http://www.ipex.eu/IPEXL-WEB/about/aboutIpexl.do>

Reasoned opinions uploaded by national Parliaments into the IPEX database

The result is expressing all documents uploaded on IPEX by national Parliaments and labelled as Reasoned Opinions in the year 2014, including for procedures started in 2013 (data centralized and verified by the IPEX Information Officer and the IPEX Correspondents, 24 February 2015).

MEMBER STATE	CHAMBER	REASONED OPINIONS RECEIVED IN 2014	
		UPLOADED	COM NUMBER
Austria	National Council	3	COM/2014/0180, COM/2014/0212, COM/2014/0397
	Federal Council	1	COM/2014/0212
Belgium	Chamber of Representatives		
	Senate		
Bulgaria	National Assembly		
Croatia	Sabor	1	COM/2014/0397
Cyprus	House of Representatives		
Czech Republic	Senate	1	COM/2014/0397
	Chamber of Deputies		
Denmark	Folketing	1	COM/2013/0884
Estonia	Riigikogu		
Finland	Eduskunta		
France	Senate	3	COM/2013/0721, COM/2013/0894, COM/2014/0043
	National Assembly	1	COM/2013/0894
Germany	Bundesrat		
	Bundestag		
Greece	Hellenic Parliament		
Hungary	National Assembly		
Ireland	Houses of the Oireachtas (both Chambers)		
Italy	Senate	2	COM/2014/0004, COM/2014/0005
	Chamber of Deputies		
Latvia	Saeima		
Lithuania	Seimas	1	COM/2013/0884

Luxembourg	Chamber of Deputies	1	COM/2014/0180
Malta	House of Representatives		
Poland	Sejm		
	Senate		
Portugal	Assembly of the Republic		
Romania	Senate		
	Chamber of Deputies		
Slovak Republic	National Council		
Slovenia	National Council		
	National Assembly		
Spain	Cortes Generales (both Chambers)	1	COM/2013/0796
Sweden	Riksdag	2	COM/2013/0814, COM/2013/0884
The Netherlands	Senate		
	House of Representatives	2	COM/2013/0822, COM/2014/0167
United Kingdom	House of Commons	3	COM/2013/821, COM/2013/0893, COM/2014/0221
	House of Lords		
	Total	23	