



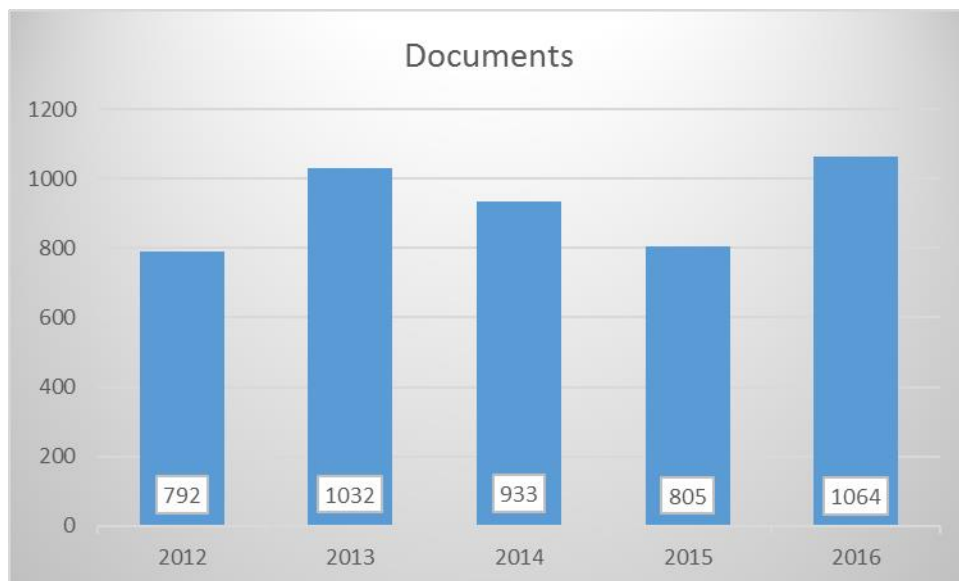
Written report on the work of IPEX in 2016

IPEX FACTS AND FIGURES

Upload of documents and dossiers

IPEX publishes currently over 80, 000 pages (81, 475) from national parliaments and the European institutions, holding scrutiny related information in 11,500 documents produced by the EU institutions and linked to some 9, 350 dossiers. In 2016, the total number of legislative and non-legislative documents recorded in IPEX, was 1064 (2015: 805; 2014: 933; 2013: 1,032).

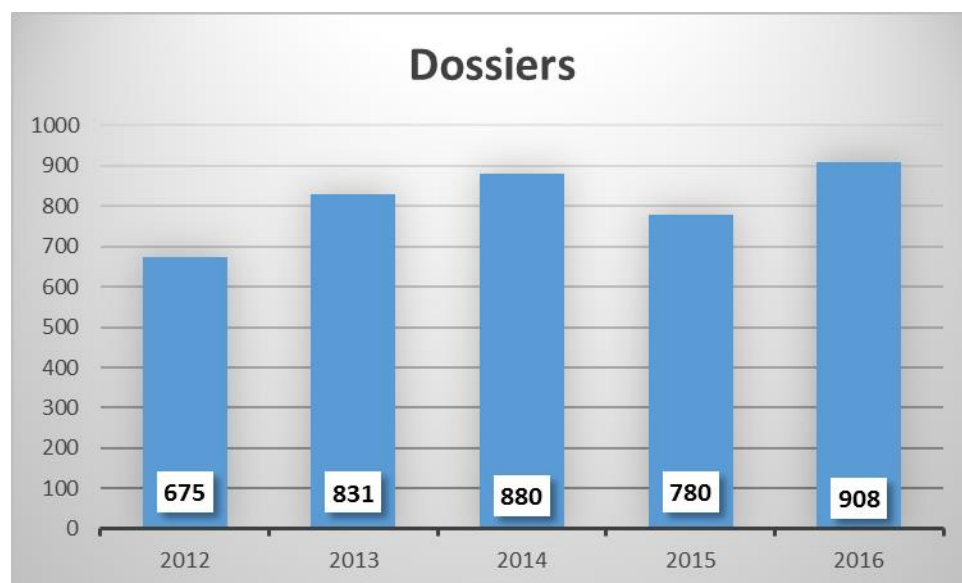
Documents coming from the European institutions and uploaded to IPEX



Documents and scrutiny updates from national Parliaments

Related to the legislative proposals in 2016, national parliaments uploaded 5, 850 scrutiny related pages (2015: 4, 632; 2014: 5, 042; 2013: 5,321).

Number of dossiers added to the IPEX database

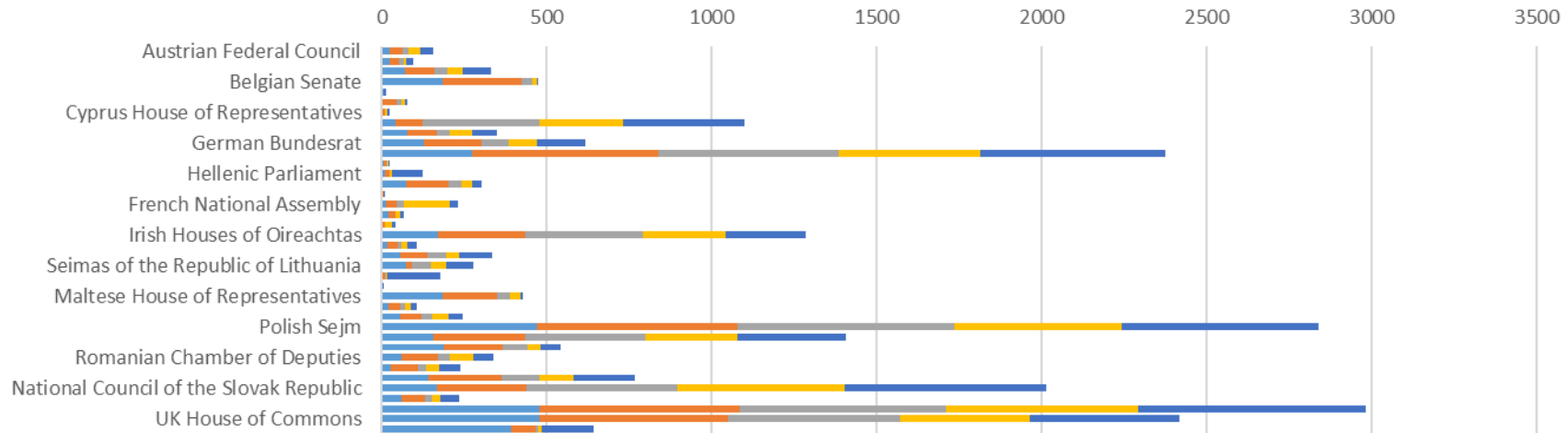


Number of scrutiny pages added by national Parliaments

ALL CHAMBERS (Sorted alphabetically)	SCRUTINIES				
	2012	2013	2014	2015	2016
Austrian Federal Council	25	37	17	39	38
Austrian National Council	25	26	14	7	23
Belgian House of Representatives	70	91	39	44	88
Belgian Senate	183	240	32	14	6
Bulgarian National Assembly	5		1	1	6
Croatian Parliament		45	13	11	7
Cyprus House of Representatives	3	6	1	7	7
Czech Chamber of Deputies	40	83	354	253	370
Czech Senate	77	91	37	68	74
German Bundesrat	128	176	79	88	145
German Bundestag	274	564	546	428	563
Danish Parliament	5	8	2	5	5
Hellenic Parliament	10	13	2	6	91
Cortes Generales	73	130	38	31	30
Estonian Parliament	2	3			3
French National Assembly	12	33	22	139	26
French Senat	19	23	1	12	10
Hungarian National Assembly	2	7		22	12
Irish Houses of Oireachtas	169	266	357	250	243
Italian Chamber of Deputies	18	31	11	18	26
Italian Senate	57	81	58	39	100

Seimas of the Republic of Lithuania	74	18	58	44	84
Luxembourg Chamber of Deputies	3	7	3	4	160
Saeima Parliament of Latvia	1	1	1		1
Maltese House of Representatives	183	167	39	30	8
Dutch House of Representatives	21	33	17	16	18
Dutch Senate	54	67	30	51	43
Polish Sejm	469	608	657	509	595
Polish Senate	155	279	365	277	330
Assembleia da Republica	189	176	76	41	61
Romanian Chamber of Deputies	58	112	36	71	62
Romanian Senate	28	81	25	41	62
Finnish Parliament	143	221	113	103	188
National Council of the Slovak Republic	166	273	455	507	611
Slovenian National Assembly	60	71	20	27	57
Swedish Parliament	478	605	627	583	688
House of Commons	476	572	523	391	457
House of Lords	393	72	9	9	159

Number of scrutiny dossiers/Chamber or national Parliament/year

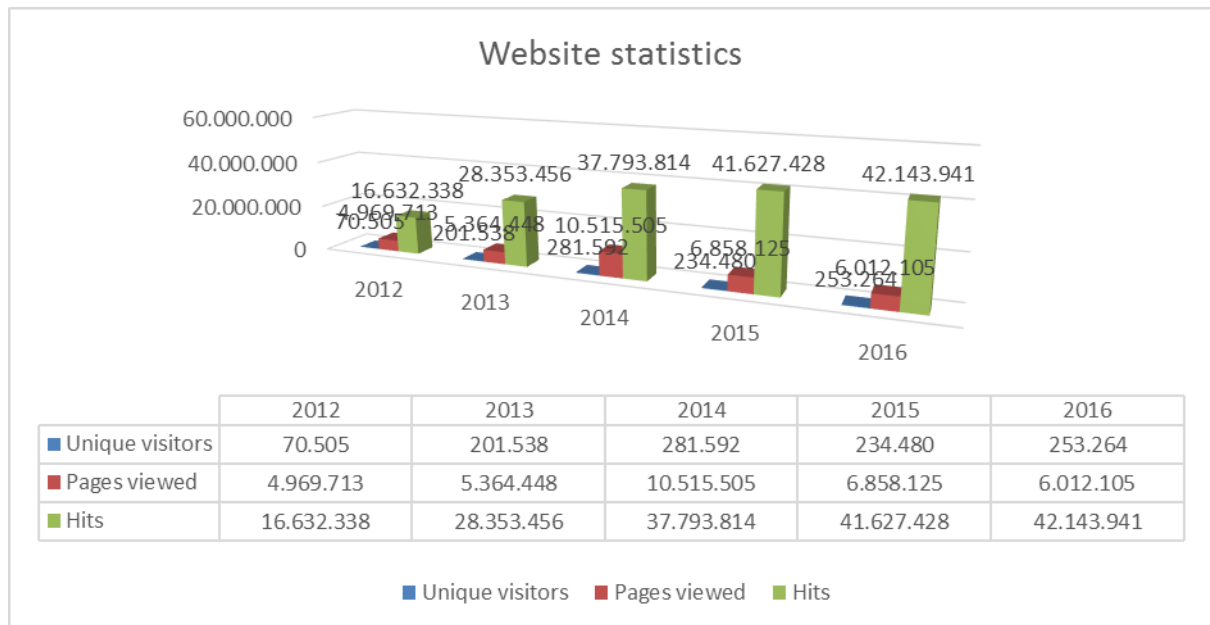


	UK House of Lords	UK House of Commons	Sweedish Parliament	Slovenian National Assembly	National Council of the Slovak Republic	Finland Parliament	Romanian Senate	Romanian Chamber of Deputies	Romanian Assembly	Polish Senate	Polish Sejm	Dutch Senate	Dutch House of Representatives	Maltese House of Representatives	Saeima Parliament of Latvia	Luxembourg Chamber of Deputies	Seimas of the Republic of Lithuania	Italian Chamber of Deputies	Irish Houses of Oireachtas	Hungarian National Assembly	French National Assembly	Estonian Parliament	Croatian Parliament	Hellenic Parliament	Danish Parliament	German Bundestag	German Bundesrat	Czech Senate	Czech Chamber of Deputies	Cyprus House of Representatives	Croatian Parliament	Bulgarian National Assembly	Belgian Senate	Belgian House of Representatives	Austrian National Council	Austrian Federal Council		
■ 2012	393	476	478	60	166	143	28	58	189	155	469	54	21	183	1	3	74	57	18	169	2	19	12	2	73	10	5	274	128	77	40	3		5	183	70	25	25
■ 2013	72	572	605	71	273	221	81	112	176	279	608	67	33	167	1	7	18	81	31	266	7	23	33	3	130	13	8	564	176	91	83	6	45		240	91	26	37
■ 2014	9	523	627	20	455	113	25	36	76	365	657	30	17	39	1	3	58	58	11	357		1	22		38	2	2	546	79	37	354	1	13	1	32	39	14	17
■ 2015	9	391	583	27	507	103	41	71	41	277	509	51	16	30		4	44	39	18	250	22	12	139		31	6	5	428	88	68	253	7	11	1	14	44	7	39
■ 2016	159	457	688	57	611	188	62	62	61	330	595	43	18	8	1	160	84	100	26	243	12	10	26	3	30	91	5	563	145	74	370	7	7	6	6	88	23	38

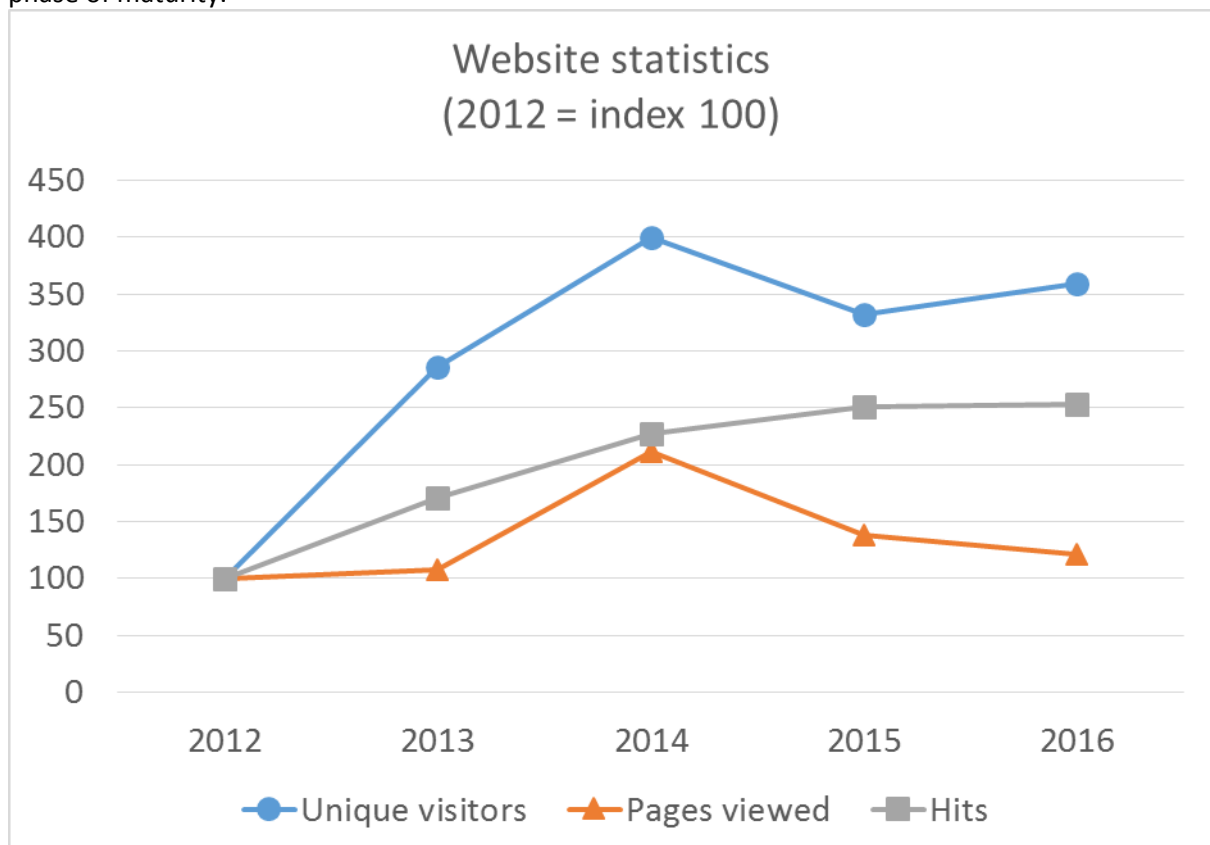
■ 2012 ■ 2013 ■ 2014 ■ 2015 ■ 2016

Website statistics

In 2016, the IPEX website was visited by 253, 264 unique visitors, seeing an increase 2015 and returning to the general growing trend of the previous years (2015: 234, 480; 2014: 281.592; 2013: 201,538). The number of pages visited – almost 7 million – followed the same pattern of increase as seen in 2012 and 2013, only exceeded by last year’s results.



Looking at the numbers above, we can see a steady trendy among the IPEX users, corresponding to a phase of maturity.



News from Parliaments on IPEX

In 2016, 50 news article on European Affairs related issue were published in the News from Parliaments section. The News from Parliament Guidelines were also updated, in order to better reflect the IPEX mission and values.

Meetings of the IPEX bodies in 2016

In 2016, the IPEX Board met 20 January in Rome, 1 July in Luxembourg and 21 October in Brussels. The Conclusions of the IPEX Board meetings can be found in the Calendar section of IPEX under IPEX meetings: <http://www.ipex.eu/IPEXL-WEB/calendar.do>

Several Working Groups, set up under the new IPEX Guidelines, continued or launched their work – on the Use of the IPEX Fora, on the IPEX Handbook and promotion leaflet, for the Contact with the European Commission and the Council, for the Drafting of a Digital Strategy for IPEX.

The annual IPEX national Correspondents meeting took place in Luxembourg, on 1 and 2 December, with the participation of correspondents coming from 23 Member States, the European Parliament and 3 candidate countries. Further information on the Correspondents meeting can be retrieved from:

<http://www.ipex.eu/IPEXL-WEB/about/ipexMeetings.do>

Reasoned opinions uploaded by national Parliaments into the IPEX database

National Parliament	Chamber	Reasoned opinions received in 2016	
		Uploaded	COM number
Austria	Bundesrat	5	COM (2016) 52, COM (2016) 53, COM (2016) 283, COM (2016) 289, COM (2015) 595
Austria	Nationalrat	0	
Belgium	Chambre des Représentants	0	
Belgium	Sénat	0	
Bulgaria	Narodno Sabrania	0	
Cyprus	Vouli ton Antiprosopon	0	
Czech Republic	Senát	3	COM (2016) 128, COM (2016) 270, COM (2016) 378
Czech Republic	Poslanecká sněmovna	4	COM (2016) 128, COM (2016) 270, COM (2016) 283, COM (2016) 378
Croatia	Sabor	1	COM (2016) 128
Denmark	Folketinget	3	COM (2016) 128, COM (2016) 683, COM (2016) 685
Estonia	Riigikogu	1	
Finland	Eduskunta	0	

France	Sénat	2	COM (2016) 53, COM (2016) 591
France	Assemblée nationale	1	
Germany	Bundesrat	0	
Germany	Bundestag	0	
Greece	Vouli ton Ellinon	0	
Hungary	Országgyűlés	2	COM (2016) 128, COM (2016) 270
Ireland	Oireachtas (both Chambers)	3	COM (2016)198, COM (2016) 683, COM (2016) 685
Italy	Senato della Republica	3	COM (2016) 270, COM (2016) 465, COM (2015) 613
Italy	Camera dei Deputati	0	
Latvia	Saeima	1	COM(2016) 128
Lithuania	Seimas	1	COM (2016) 128
Luxembourg	Chambre des Députés	2	COM (2016) 683, COM (2016) 685
Malta	Kamra tad-Deputati	5	COM (2016) 26, COM (2016) 53, COM (2016) 613, COM (2016) 683, COM (2016) 685
Poland	Sejm	2	COM (2016) 128, COM (2016) 270
Poland	Senat	2	COM (2016) 128, COM (2016) 270
Portugal	Assembleia da República	1	COM (2016)53
Romania	Senatul	1	COM (2016) 128
Romania	Camera Deputaților	2	COM (2016) 128, COM (2016) 270
Slovakia	Národná rada	2	COM (2016) 128, COM (2016) 270
Slovenia	Državni svet	0	
Slovenia	Državni zbor	0	
Spain	Congreso de los Diputados and Senado (both Chambers)	0	
Sweden	Riksdagen	13 (+1)	COM (2016) 25, COM (2016) 26, COM (2016) 198, COM (2016) 283, COM (2016) 551, COM (2016) 589, COM (2016) 590, COM (2016) 591, COM (2016) 683, COM (2016) 685, COM (2016) 686, COM (2016) 687, COM (2016) 750, European Parliament resolution of 11 November 2015 on the reform of the

			electoral law of the European Union (2015/2035(INL)) *
The Netherlands	Eerste Kamer Staten Generaal	3 (+1)	COM (2016) 683, COM (2016) 685, COM (2016) 687, European Parliament resolution of 11 November 2015 on the reform of the electoral law of the European Union (2015/2035(INL)) *
The Netherlands	Tweede Kamer Staten Generaal	2	COM (2016) 683, COM (2016) 685
United Kingdom	House of Commons	0 (+1)	European Parliament resolution of 11 November 2015 on the reform of the electoral law of the European Union (2015/2035(INL)) *
United Kingdom	House of Lords	0 (+1)	European Parliament resolution of 11 November 2015 on the reform of the electoral law of the European Union (2015/2035(INL)) *
	Total	55	

The result is expressing all documents uploaded on IPEX by national Parliaments and labelled as Reasoned Opinions in the year 2016 (1 January - 31 December, taking into account the transmission date of the documents), including for procedures started in 2015 (data centralized and verified by the Information Officer and the national Correspondents, 15 February 2017)

* The European Parliament resolution of 11 November 2015 on the reform of the electoral law of the European Union (2015/2035(INL)) has no official subsidiarity deadline, since the European parliament has followed a different procedure, with which a number of national Parliaments disagree. THE RO uploaded by on this document represent the political opinion of these particular national Parliaments.